

This pack has three sections:

Learn what's strong
and what's wrong



Find and make ideas



Try things out



Each section has important
questions to ask and answer.



Find the instructions here:


[www.health.nsw.gov.au/
patients/experience/all-of-us](http://www.health.nsw.gov.au/patients/experience/all-of-us)



Writing and card design by Beyond Sticky Notes®
and Good Point Design.

[Creative Commons Licence CC BY-NC 2.0](https://creativecommons.org/licenses/by-nc/2.0/)



About the 
Learn what's
strong
and what's
wrong cards



Find out what to keep doing (what's strong) and what to change (what's wrong).

For example, some parts of a service may work well and other parts might need big or small changes.

A community facing health challenges will also have strengths.

Use the **blue method cards** to choose a few methods instead of relying on one.



Use the **red important questions cards** to follow the Six ways of working.



A way to ...
learn what's strong
and what's wrong



Make sense of stories and data





Make sense of stories and data

Many people have told their stories before. Bring existing stories and data together. Maybe in new ways. What gaps do consumers, carers, staff and communities notice?

A way to ...
learn what's strong
and what's wrong



Do a community meal





Do a community meal

Host a meal to listen, to explore opportunities, challenges, ideas or just to connect. Make it nourishing. Make time for community connection and networking. Give before you take.

A way to ...
learn what's strong
and what's wrong



Hang out at community events





Hang out at community events

Meet communities where they are. Build relationships before asking communities to help you or come to meetings. Partner with community groups and organisations.

A way to ...
learn what's strong
and what's wrong



Do community-led or peer-to-peer research






Do community-led or peer-to-peer research


Consumers, carers and communities co-lead research from start to end. Trained researchers can work alongside community members to help out and do research too.

A way to ...
learn what's strong
and what's wrong



Have a town hall





Have a town hall

Host a conversation to listen, to explore opportunities, challenges or ideas, or to do something else. Make it welcoming.

A way to ...
learn what's strong
and what's wrong



Do one-to-one chats or interviews






Do one-to-one chats or interviews


Talk with consumers, carers, communities and staff about their experiences and/or ideas. You can have a lot of structure or be informal.

A way to ...
learn what's strong
and what's wrong



Map the service journey





Map the service journey


Understand consumer, carer and staff experiences through mapping.


Use visuals. Look beyond a single part, team or task.

A way to ...
learn what's strong
and what's wrong



Observe





Observe

With consent, observe what's happening in a service or community. Try not to get in the way. Use all your senses. Notice the gaps between what people say and what they do.

A way to ...
learn what's strong
and what's wrong



Run workshops and focus groups





Run workshops and focus groups

Have a dedicated group session to discuss something. Hold purposeful and regular sessions for different communities. Workshops don't work for everyone. Use other methods too.

A way to ...
learn what's strong
and what's wrong



Run citizen juries or mini-publics





Run citizen juries or mini-publics

Get a small group of people who know and care about an issue or topic to explore and debate it, over a few or many days.

A way to ...
learn what's strong
and what's wrong



Use images, art,
performance
or poems





Use images, art, performance or poems

Learn about people's experiences and/or ideas through creative writing, art, performances or visuals – for example, PhotoVoice.

A way to ...
learn what's strong
and what's wrong



Use diary studies





Use diary studies

Over time, people record their experiences – for example, of using a home monitoring device or of getting a treatment.

Use a paper diary, a digital diary, social media or something else.

A way to ...
learn what's strong
and what's wrong



Yarning





Yarning

Yarning must be led by Aboriginal people. According to the Agency for Clinical Innovation, yarning is: “A conversational process that involves the sharing of stories and the development of knowledge in a culturally prescribed and respectful way.”

Important questions

while you are learning ...

what's strong

and what's wrong

Card 1 of 4

Who needs to be involved?

What do they need to take part?

Are we expecting communities to come to us?

Are we expecting one method (e.g. surveys) to work for everyone and tell us everything?

What else could we use?



"I can't get away from work when the sessions are."

Who don't we hear from?

What do data and stories tell us?

Such as learnings from past projects and reviews, complaints and compliments, audits, patient stories, advocacy, research, etc.

What knowledge can we build on?

Do we need to ask people to re-tell their stories?



“Why am I always being researched? I’ve told my story before.”



Do we (staff) need to lead the research, the review or the story-gathering?

Could we co-lead with consumers and carers?

How could we do that well?

Who makes the decisions about the goals, questions, methods and outputs?

Who will present the findings?

Can we co-present the findings?



How will we keep people informed about the stories they share?

How will we communicate in ways that meet the needs of the people we're working with?

Have we said how stories and data will be used?

How much can people's stories influence change?

How will we minimise harm for the person sharing their story and the people hearing it?



Important questions

while you are learning...

what's strong and wrong

Card 4 of 4



About the Find and make ideas cards





When we know what needs to change we can design things. Making can help us to think differently.

For example, if we know a waiting room needs to change we might collect inspiration from other services in and outside of health. Then, we might draw it and build models from cardboard or something else.

Use the **pink method cards** to decide what to do.




Use the **red important questions cards** to follow the Six ways of working.



A way to ...
find and make ideas



Collect ideas





Collect ideas

We can learn from other services, other countries and other sectors. Collect ideas together. Build on ideas. Building on ideas respects what's working and is easier than starting from scratch.

 Phone

 In-person

 Online

A way to ...
find and make ideas



Look beyond technology





Look beyond technology

Technology can help but it's not the only thing we should care about.

Technology can be problem-solving and also problem-causing.

Technology impacts the planet, too. Explore non-technology solutions.




In-person

A way to ...
find and make ideas



Run a public idea challenge





Run a public idea challenge

Ask communities and staff what could work. Give background on what needs to change. Offer different ways to submit ideas (e.g. using social media, drawing, writing, video, sending mail or something else).

A way to ...
find and make ideas



Go back in time





Go back in time

New ideas aren't always the best ideas. Sometimes we need to remember what we did before. That might be 10 years ago, or 10,000 years ago. Respect First Peoples' knowledge.

A way to ...
find and make ideas



Do a mash-up






Do a mash-up


A mash-up mixes parts of ideas (existing and new) to make something that works. To improve a waiting room, for example, you might mix ideas from hotels, from science fiction and from airports.

A way to ...
find and make ideas



Make a model






Make a model


Models can help us think differently and work on ideas together. The layout of a new building, for example. Make two-dimensional and three-dimensional models out of paper, cardboard, lego, wood and other things.

A way to ...
find and make ideas



Make a storyboard





Make a storyboard

Tell the story of how something could work in frames or scenes. Storyboards don't have to be fancy. Free technology can help. Move the scenes around and add new ones to develop ideas. Make changes as you work together.

A way to ...
find and make ideas



Draw the idea





Draw the idea

Drawing can help us think about ideas in a new way. We don't have to be good at drawing. To build creative confidence we can buddy-up artists with staff, consumers, carers and community members.



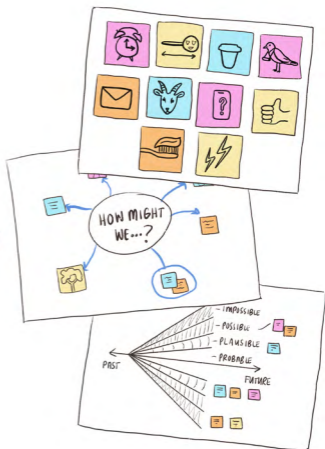
Make a mood board

Mood boards are collages that can include colours, images (drawings, photos), fonts, patterns, words and other things. They help us explore how something could “look and feel” (design preferences), and learn how to talk about a topic (e.g. sexual health) with a community.

A way to ...
find and make ideas



Come up with ideas in different ways





Come up with ideas in different ways

There are lots of ways to generate ideas – using “how might we” questions, 10 plus 10, bodystorming, using cards, the power of 3, reverse brainstorming, using speculative design and many other ways.

Important questions



while you are ...

finding and making ideas

Card 1 of 2



Who needs to be involved?

Whose ideas are usually seen as being the best?

How will we change that?

Whose ideas might have been overlooked or under-appreciated?

How will we think about the unintended consequences of the ideas?

Who gets to assess the ideas? How?



Important questions

while you are ...

finding and making ideas

Card 2 of 2


Are we expecting everyone to come up with ideas quickly using writing?

How will we offer a range of ways for people to share their ideas?

How will we feed back to people who share their ideas?

How will we help each other imagine different or new ideas?

Will we build on what's working already? Or has worked before?



"I'm not sure what ideas to suggest. I need more time to think about it."



About the Try things out cards





Talking about ideas in meetings isn't enough. Before we spend money, we need to try ideas to learn what works, what doesn't and to make improvements.

For example, we might build a cheaper version of a new waiting room using cardboard to try it out with different people. Then, make changes to the design before making it for real.

Use the **green method cards** to decide what you'll do.



Use the **red important questions cards** to follow the Six ways of working.

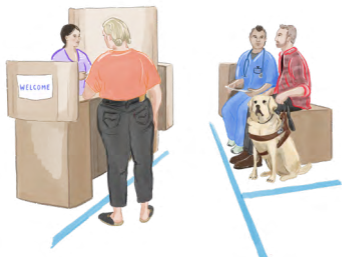


A way to ...
try things out



Service simulation or walk-through





Service simulation or walk-through

Try parts of a service to see if they work. You could use cardboard, a prototyping or simulation space, tabletop models or walk-through. Involve many kinds of bodies and people.

A way to ...
try things out



Usability testing





Usability testing


A session where someone who would use the thing (e.g. a procedure or technology) works through tasks with a moderator or facilitator.

The tasks are to learn how easy the thing is to use and know what to improve.

A way to ...
try things out



Randomised control trial (RCT)





Randomised control trial (RCT)

Trying out a way of doing healthcare through a “controlled” process.

Controlled means there is one group that gets the thing (e.g. a treatment) and one group that doesn't.

That helps to measure what works and doesn't.

A way to ...
try things out



Interviews





Interviews

After trying out a new technology, service or process, use interviews to learn about someone's experience. Get their feedback. Don't ask leading questions such as *"Do you like it?"*



Important questions

while you are ...
trying things out

Card 1 of 3



Are we willing to change our ideas?

Who needs to be involved?

What are we trying to learn?

How will we learn about different things? For example:

- Will people use it?
- Does it work? Is it safe?
- Is the idea possible? Legal?
Sustainable? Ethical?



Important questions

while you are ...
trying things out

Card 2 of 3



Do our ideas match a clear problem or opportunity?

Or, do we have a solution looking for a problem?

Are we being honest about what we can do with communities and staff?

For example, we may not include all feedback or we may not get funding to implement an idea.

Are we asking the right questions of the right people?

For example, asking questions about whether people want it or if it can be done.



Important questions

while you are ...
trying things out

Card 3 of 3



Who decides on the learning goals, questions and methods?

Do staff need to lead the activities?

Could we co-lead with consumers and carers?

Who will do the analysis, synthesis and reporting?

Who will make the decisions on what gets implemented?

Are we being honest about this?

How will we let people know what's been done with their feedback?

Or if something is going ahead or not?

Got an idea for a card or a story about using the cards?

Contact:

MOH-PatientExperience@health.nsw.gov.au

Find the instructions here:

www.health.nsw.gov.au/patients/experience/all-of-us



